

Notation Guide

Xsample Library



Part II

Table of contents

• Woodwinds	
Piccolo Flute	3
Flute	4
Alto Flute	5
Bass Flute	6
Oboe	7
Oboe d'amore	8
English Horn	9
Clarinet Eb	10
Clarinet Bb	11
Basset Horn	12
Bass Clarinet	13
Alto Sax	14
Bassoon	15
Contrabassoon	16
• Brass	
Trumpet	17
Trombone	18
• Timpani	19
• Percussion	20
• Mallets	30
• Stringed instruments	
8 String Guitar	32
Concert Harp	33
Cymbalon (Dulcimer)	34
• Keyed instruments	35
• Strings	38

Xsample Library - Woodwinds

Piccolo - articulations & playing styles

(* * for Finale users: please turn off transposition)

(* sound: one octave higher)

senza vibrato

staccato

The image shows two musical staves for a piccolo. The first staff, labeled 'senza vibrato', features a treble clef, a single eighth note on the first line (F), and a slur leading to an eighth rest on the second line (G), marked '8va'. The second staff, labeled 'staccato', features a treble clef, a single eighth note on the first line (F), and a slur leading to an eighth rest on the second line (G), marked '8va'. Both staves have a 'piccolo' label to their left.

play: Layer 1, KS a0 (cc1)
play: Layer 1, KS a#0 (v)
score: 00 (cc1)

play: Layer 1, KS b0 (v)
(xfade to "secco" with cc1)
score: 02 (v)

flutter tongue

secco

The image shows two musical staves for a piccolo. The first staff, labeled 'flutter tongue', features a treble clef, a single eighth note on the first line (F), and a slur leading to an eighth rest on the second line (G), marked '8va'. The second staff, labeled 'secco', features a treble clef, a single eighth note on the first line (F), and a slur leading to an eighth rest on the second line (G), marked '8va'. Both staves have a 'piccolo' label to their left.

play: Layer 1, KS c1 (cc1)
score: 03 (cc1)

play: Layer 1, KS c#1 (v)
score: 05 (v)
(xfade to key noises with vel.)

multiphonics
(white)

key noises
(chrom.)

The image shows two musical staves for a piccolo. The first staff, labeled 'multiphonics (white)', features a treble clef, a single eighth note on the first line (F), and a slur leading to an eighth rest on the second line (G), marked '8va'. The second staff, labeled 'key noises (chrom.)', features a treble clef, a single eighth note on the first line (F), and a slur leading to an eighth rest on the second line (G), marked '8va'. Both staves have a 'piccolo' label to their left.

play: Layer 1, KS d1 (v)

play: Layer 1, KS d#1 (v)
score: 07 (v)

Xsample Library - Woodwinds

Flute - articulations & playing styles

natural vibrato *8va* *senza vibrato* *8va* *staccato* *8va*

flute

play: Layer 1, KS a0 (cc1)
play: Layer 1, KS a#0 (v)
score: 00 (cc1)

play: Layer 2, KS a0 (cc1)
play: Layer 2, KS a#0 (v)
score: 01 (cc1)

play: Layer 1, KS b0 (v)
(xfade to "secco" with cc1)
score: 02 (v)

flutter tongue *8va* *secco* *8va*

play: Layer 1, KS c1 (cc1)
score: 03 (cc1)

play: Layer 1, KS c#1 (v)
score: 05 (v)
(xfade to key noises with vel.)

multiphonics
(white)

blows on mouthpiece
(chrom.)

gliss. on mouthpiece
(chrom.)

play: Layer 1, KS d1 (v)

key noises
(chrom.)

whistle tones
(chrom.)

with blow noise
(chrom.)

play: Layer 1, KS d#1 (v)
score: 07 (v)

play: Layer 1, KS e1 (v)
score: 08 (cc1)

score: 13 (cc1)

with "s" - noise
(chrom.)

with blow noise
(chrom.)

jet whistle
(white)

play: Layer 1, KS e1 (v)
score: 12 (cc1)

play: Layer 1, KS e1 (v)

score: 09 (v)

Xsample Library - Woodwinds

Alto Flute - articulations & playing styles

natural vibrato 8^{va} -----, *senza vibrato* 8^{va} -----, *staccato* 8^{va} -----, 8^{va} -----,

alto flute

play: Layer 1, KS a0 (cc1)
play: Layer 1, KS a#0 (v)
score: 00 (cc1)

play: Layer 2, KS a0 (cc1)
play: Layer 2, KS a#0 (v)
score: 01 (cc1)

play: Layer 1, KS b0 (v)
(xfade to "secco" with cc1)
score: 02 (v)

flutter tongue 8^{va} -----, *secco* 8^{va} -----,

play: Layer 1, KS c1 (cc1)
score: 03 (cc1)

play: Layer 1, KS c#1 (v)
score: 05 (v)
(xfade to key noises with vel.)

multiphonics
(chromatic) *blows on mouthpiece*
(chrom.) *harmonics*
(chrom.)

play: Layer 1, KS d1 (cc1)
score: 06 (cc1)


key noises
(chrom.)

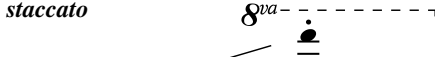
play: Layer 1, KS d#1 (v)
score: 07 (v)

Xsample Library - Woodwinds

Bass Flute - articulations & playing styles

(* sound: one octave lower)


natural vibrato *8va* 

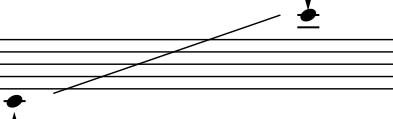
staccato *8va* 

bass flute

play: Layer 1, KS a0 (cc1)
play: Layer 1, KS a#0 (v)
score: 00 (cc1)


play: Layer 1, KS b0 (v)
score: 02 (v)


flutter tongue *8va* 


secco *8va* 

play: Layer 1, KS c1 (cc1)
score: 03 (cc1)

play: Layer 1, KS c#1 (v)
score: 05 (v)
(xfade to key noises with vel.)

slap tongue
(chrom.) 


jet whistle
(white) 


key noises
(chrom.) 

play: Layer 1, KS f1 (v)
score: 04 (v)


play: Layer 1, KS f1 (v)
score: 09 (v)


play: Layer 1, KS d#1 (v)
score: 07 (v)

multiphonics
(chrom.) 

air noises
(chrom.) 

play: Layer 1, KS d1 (v)

multiphonics
(chrom.) *8va* 

air noises
(chrom.) 

score: 6 (cc1)


score: 14 (cc1)

Xsample Library - Woodwinds

Oboe - articulations & playing styles


oboe

natural vibrato




play: Layer 1, KS a0 (cc1)
play: Layer 1, KS a#0 (v)
score: 00 (cc1)

senza vibrato




play: Layer 2, KS a0 (cc1)
play: Layer 2, KS a#0 (v)
score: 01 (cc1)

staccato




play: Layer 1, KS b0 (v)
score: 02 (v)

flutter tongue




play: Layer 1, KS c1 (cc1)
score: 03 (cc1)

multiphonics (white)



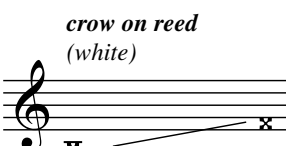
score: 06 (cc1)

key noises (white)




score: 07 (v)

crow on reed (white)




score: 10 (v)

rolls (white)



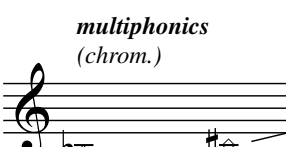
score: 15 (cc1)

air noises (white)




score: 14 (cc1)

multiphonics (chrom.)




play: Layer 1, KS d1 (v)


rolls (white)



air noises (white)

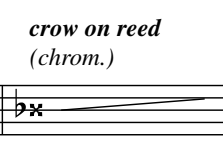


key noises (chrom.)

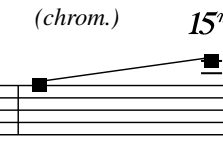


play: Layer 1, KS d#1 (v)

crow on reed (chrom.)



additional noises (chrom.)



15^{ma}

Xsample Library - Woodwinds

Oboe d'amore - articulations & playing styles

natural vibrato *senza vibrato*

oboe d'amore

The notation shows two measures on a five-line staff. The first measure is labeled 'natural vibrato' and contains a half note with a vibrato line (a wavy line) above it. The second measure is labeled 'senza vibrato' and contains a half note without a vibrato line. Both notes are on the second line of the staff, which is a G4.

play: Layer 1, KS a0 (cc1)
play: Layer 1, KS a#0 (v)
score: 00 (cc1)

play: Layer 2, KS a0 (cc1)
play: Layer 2, KS a#0 (v)
score: 01 (cc1)

staccato *multiphonics (white)* *key noises (white)*

The notation shows three measures on a five-line staff. The first measure is labeled 'staccato' and contains a half note with a staccato mark (a vertical line with a dot) above it. The second measure is labeled 'multiphonics (white)' and contains a half note with a multiphonics mark (a diamond shape) above it. The third measure is labeled 'key noises (white)' and contains a half note with a key noises mark (a triangle shape) above it. All notes are on the second line of the staff, which is a G4.

play: Layer 1, KS b0 (v)
score: 02 (v)

score: 06 (cc1)

score: 07 (v)

crow on reed (white) *air noises (white)* *multiphonics (chrom.)*

The notation shows three measures on a five-line staff. The first measure is labeled 'crow on reed (white)' and contains a half note with a crow on reed mark (an 'x' shape) above it. The second measure is labeled 'air noises (white)' and contains a half note with an air noises mark (a square shape) above it. The third measure is labeled 'multiphonics (chrom.)' and contains a half note with a multiphonics mark (a diamond shape) above it. All notes are on the second line of the staff, which is a G4.

score: 10 (v)

score: 14 (cc1)

play: Layer 1, KS d1 (v)

air noises (chrom.) *key noises (chrom.)* *crow on reed (chrom.)*

The notation shows three measures on a five-line staff. The first measure is labeled 'air noises (chrom.)' and contains a half note with an air noises mark (a square shape) above it. The second measure is labeled 'key noises (chrom.)' and contains a half note with a key noises mark (a triangle shape) above it. The third measure is labeled 'crow on reed (chrom.)' and contains a half note with a crow on reed mark (an 'x' shape) above it. All notes are on the second line of the staff, which is a G4.

play: Layer 1, KS d#1 (v)

Xsample Library - Woodwinds

English Horn - articulations & playing styles

natural vibrato *senza vibrato* *staccato*

english horn

The first row shows three musical staves for the English Horn. Each staff has a treble clef and a key signature of one flat. The first staff, labeled 'natural vibrato', shows a whole note with a vibrato line. The second staff, labeled 'senza vibrato', shows a whole note without a vibrato line. The third staff, labeled 'staccato', shows a dotted quarter note. Below each staff are the play and score parameters.

play: Layer 1, KS a0 (cc1)
play: Layer 1, KS a#0 (v)
score: 00 (cc1)

play: Layer 2, KS a0 (cc1)
play: Layer 2, KS a#0 (v)
score: 01 (cc1)

play: Layer 1, KS b0 (v)
score: 02 (v)

flutter tongue *multiphonics*
(white) *key noises*
(chrom.)

The second row shows three musical staves. The first staff, labeled 'flutter tongue', shows a whole note with a flutter tongue symbol. The second staff, labeled 'multiphonics (white)', shows a whole note with a diamond symbol. The third staff, labeled 'key noises (chrom.)', shows a whole note with a sharp symbol. Below each staff are the play and score parameters.

play: Layer 1, KS c1 (cc1)
score: 03 (cc1)

score: 06 (cc1)

score: 07 (v)

crow on reed
(white) *air noises*
(white) *multiphonics*
(chrom.)

The third row shows three musical staves. The first staff, labeled 'crow on reed (white)', shows a whole note with a crow on reed symbol. The second staff, labeled 'air noises (white)', shows a whole note with a crow on reed symbol. The third staff, labeled 'multiphonics (chrom.)', shows a whole note with a diamond symbol. Below each staff are the play and score parameters.

score: 10 (v)

score: 14 (cc1)

play: Layer 1, KS d1 (v)

air noises
(chrom.) *key noises*
(chrom.) *crow on reed*
(chrom.) *additional noises*
(chrom.)

The fourth row shows four musical staves. The first staff, labeled 'air noises (chrom.)', shows a whole note with a crow on reed symbol. The second staff, labeled 'key noises (chrom.)', shows a whole note with a sharp symbol. The third staff, labeled 'crow on reed (chrom.)', shows a whole note with a crow on reed symbol. The fourth staff, labeled 'additional noises (chrom.)', shows a whole note with a crow on reed symbol. Below each staff are the play and score parameters.

play: Layer 1, KS d#1 (v)

Xsample Library - Woodwinds

Clarinet Eb - articulations & playing styles

clarinet Eb

senza vibrato *8va* *flutter tongue*

The first staff shows a melodic line starting on a whole note, marked 'senza vibrato'. A dashed line above the staff indicates an octave shift, labeled '8va'. The second staff shows a similar melodic line, but with a 'flutter tongue' articulation indicated by a series of vertical lines above the notes.

play: Layer 1, KS a0 (cc1)
play: Layer 1, KS a#0 (v)
score: 00 (cc1)

play: Layer 1, KS c1 (cc1)
score: 03 (cc1)

staccato *8va* *multiphonics* (white) *key noises* (chrom.)

The first staff shows a melodic line starting on a whole note, marked 'staccato'. A dashed line above the staff indicates an octave shift, labeled '8va'. The second staff shows a series of notes, marked 'multiphonics (white)'. The third staff shows a series of notes, marked 'key noises (chrom.)'.

play: Layer 1, KS b0 (v)
score: 02 (v)

score: 06 (cc1)

score: 07 (v)

air noises (white) *gliss. up* (chrom.) *gliss. down* (chrom.)

The first staff shows a series of notes, marked 'air noises (white)'. The second staff shows a series of notes, marked 'gliss. up (chrom.)'. The third staff shows a series of notes, marked 'gliss. down (chrom.)'.

score: 14 (cc1)

play: Layer 1, KS g1 (cc1)
score: 16 (cc1)
also as release switch: cc#60 up & cc#61 down

multiphonic *air noises* (white) *key noises* (chrom.)

The first staff shows a series of notes, marked 'multiphonic'. The second staff shows a series of notes, marked 'air noises (white)'. The third staff shows a series of notes, marked 'key noises (chrom.)'.

play: Layer 1, KS d1 (v)

play: Layer 1, KS d#1 (v)

Xsample Library - Woodwinds

Clarinet Bb - articulations & playing styles

clarinet

senza vibrato *8va* ----- 1

flutter tongue

staccato *8va* ----- 1

play: Layer 1, KS a0 (cc1)
play: Layer 1, KS a#0 (v)
score: 00 (cc1)

play: Layer 1, KS c1 (cc1)
score: 03 (cc1)

play: Layer 1, KS b0 (v)
score: 02 (v)

multiphonics
(white)

key noises
(chrom.)

air noises
(white)

score: 06 (cc1)

score: 07 (v)

score: 14 (cc1)

multiphonics
(chrom.)

air noises
(chrom.)

play: Layer 1, KS d1 (v)

key noises
(chrom.)

additional noises
(chrom.)

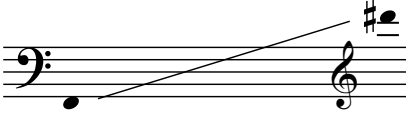
8va

play: Layer 1, KS d#1 (v)

Xsample Library - Woodwinds


Basset Horn - articulations & playing styles

senza vibrato




play: Layer 1, KS a0 (cc1)
play: Layer 1, KS a#0 (v)
score: 00 (cc1)

flutter tongue




play: Layer 1, KS c1 (cc1)
score: 03 (cc1)

staccato




play: Layer 1, KS b0 (v)
score: 02 (v)

multiphonics
(white)



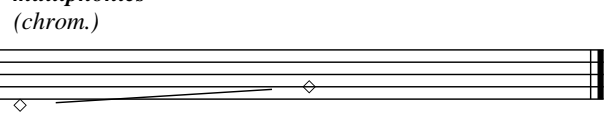
score: 06 (cc1)

key noises
(chrom.)



play: Layer 1, KS d#1 (v)
score: 07 (v)

multiphonics
(chrom.)



play: Layer 1, KS d1 (v)

Xsample Library - Woodwinds

Bass Clarinet - articulations & playing styles

senza vibrato *flutter tongue*

bassclarinet

The 'senza vibrato' example shows a single note on a staff with a slur over it. The 'flutter tongue' example shows a single note on a staff with a slur over it and a small 'x' mark above the note.

play: Layer 1, KS a0 (cc1)
play: Layer 1, KS a#0 (v)
score: 00 (cc1)

play: Layer 1, KS c1 (cc1)
score: 03 (cc1)

staccato *slap tongue (chrom.)*

The 'staccato' example shows a single note on a staff with a slur over it. The 'slap tongue (chrom.)' example shows a single note on a staff with a slur over it and a small 'x' mark above the note.

play: Layer 1, KS b0 (v)
score: 02 (v)

play: Layer 1, KS f1 (v)
score: 04 (v)

multiphonics (chrom.) *air noises (chrom.)* *various gliss. (chrom.)*

The 'multiphonics (chrom.)' example shows a single note on a staff with a slur over it. The 'air noises (chrom.)' example shows a single note on a staff with a slur over it. The 'various gliss. (chrom.)' example shows a single note on a staff with a slur over it.

score: 06 (cc1)

score: 14 (cc1)

play: Layer 1, KS g1 (v)
score: 16 (cc1)

multiphonics (chrom.) *air noises (chrom.)* *key noises (chrom.)* *additional noises (chrom.)*

The 'multiphonics (chrom.)' example shows a single note on a staff with a slur over it. The 'air noises (chrom.)' example shows a single note on a staff with a slur over it. The 'key noises (chrom.)' example shows a single note on a staff with a slur over it. The 'additional noises (chrom.)' example shows a single note on a staff with a slur over it.

play: Layer 1, KS d1 (v)

play: Layer 1, KS d#1 (v)
score: 07 (v)

Xsample Library - Woodwinds

Alto Sax - articulations & playing styles

natural vibrato *senza vibrato* *staccato*

play: Layer 1, KS a0 (cc1)
play: Layer 1, KS a#0 (v)
score: 00 (cc1)

play: Layer 2, KS a0 (cc1)
play: Layer 2, KS a#0 (v)
score: 01 (cc1)

play: Layer 1, KS b0 (v)
score: 02 (v)

flutter tongue / growl *slap tongue*

play: Layer 1, KS c1 (cc1)
score: 03 (cc1)

play: Layer 1, KS f1 (v)
score: 04 (v)

multiphonic *voice breathing (chrom.)* *air noises (chrom.)*

play: Layer 1, KS d1 (cc1)
score: 06 (cc1)

key noises (chrom.) *additional noises (chrom.)* *slides down (chrom.)*

play: Layer 1, KS d#1 (v)
score: 07 (v)


play: Layer 1, KS g1 (v)
score: 16 (v)

Xsample Library - Woodwinds

Bassoon - articulations & playing styles


bassoon

natural vibrato




play: Layer 1, KS a0 (cc1)
play: Layer 1, KS a#0 (v)
score: 00 (cc1)

senza vibrato




play: Layer 2, KS a0 (cc1)
play: Layer 2, KS a#0 (v)
score: 01 (cc1)

staccato




play: Layer 1, KS b0 (v)
score: 02 (v)

slap tongue
(chrom.)




play: Layer 1, KS f1 (v)
score: 04 (v)

helicopter
(chrom.)




play: Layer 1, KS f#1 (v)
score: 11 (v)

air noises
(white)




score: 14 (cc1)

key noises
(chrom.)



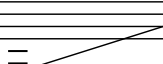
play: Layer 1, KS d#1 (v)
score: 07 (v)

crow on reed
(chrom.)



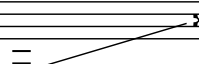
play: Layer 1, KS d#1 (v)

multiphonics
(white)




score: 06 (cc1)

crow on reed
(white)




score: 10 (v)

multiphonics
(chrom.)

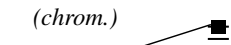


play: Layer 1, KS d1 (v)

air noises
(chrom.)



additional noises
(chrom.)



Xsample Library - Woodwinds

Contra Bassoon - articulations & playing styles

(* sound: one octave lower)

natural vibrato

senza vibrato

contrabassoon

Two musical staves for the contrabassoon. The first staff shows a note with a vibrato line (a wavy line above the note) and a key signature of one sharp (F#). The second staff shows a note without a vibrato line, also with a key signature of one sharp (F#). Both notes are connected to a key signature change symbol (a sharp sign) on the left.

play: Layer 1, KS a0 (cc1)
play: Layer 1, KS a#0 (v)
score: 00 (cc1)

play: Layer 2, KS a0 (cc1)
play: Layer 2, KS a#0 (v)
score: 01 (cc1)

staccato

slap tongue
(chrom.)

helicopter
(chrom.)

Three musical staves for the contrabassoon. The first staff shows a note with a staccato line (a vertical line above the note) and a key signature of one sharp (F#). The second staff shows a note with a slap tongue line (a horizontal line with a cross above the note) and a key signature of one sharp (F#). The third staff shows a note with a helicopter line (a horizontal line with a cross above the note) and a key signature of one sharp (F#). All notes are connected to a key signature change symbol (a sharp sign) on the left.

play: Layer 1, KS b0 (v)
score: 02 (v)

play: Layer 1, KS f1 (v)
score: 04 (v)

play: Layer 1, KS f#1 (v)
score: 11 (v)

air noises
(chrom.)

key noises
(chrom.)

additional noises
(chrom.)

Three musical staves for the contrabassoon. The first staff shows a note with a key signature change symbol (a sharp sign) on the left. The second staff shows a note with a key signature change symbol (a sharp sign) on the left. The third staff shows a note with a key signature change symbol (a sharp sign) on the left. All notes are connected to a key signature change symbol (a sharp sign) on the left.

score: 14 (cc1)

play: Layer 1, KS d#1 (v)
score: 07 (v)

multiphonics
(chrom.)

air noises
(chrom.)

Two musical staves for the contrabassoon. The first staff shows a note with a multiphonics line (a horizontal line with a cross above the note) and a key signature of one sharp (F#). The second staff shows a note with an air noises line (a horizontal line with a cross above the note) and a key signature of one sharp (F#). Both notes are connected to a key signature change symbol (a sharp sign) on the left.


play: Layer 1, KS d1 (v)

Xsample Library - Brass

Trumpet - articulations & playing styles


trumpet

standard / senza vibrato




Layer 1, KS a0 / cc0 = 0 (cc1)
Layer 1, KS a#0 / cc0 = 1 (v)

flutter tongue




Layer 1, KS b0 (cc1)
cc0 = 2

staccato



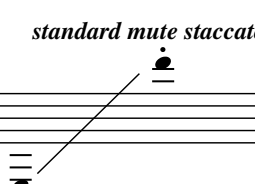
Layer 2, KS a0 (v)
cc0 = 13

standard mute




Layer 1, KS c1 (cc1)
cc0 = 3

standard mute staccato




Layer 2, KS c1 (v)
cc0 = 16

cup mute




Layer 1, KS c#1 (cc1)
cc0 = 4

cup mute short




Layer 2, KS c#1 (v)
cc0 = 17

harmon mute




Layer 1, KS d1 (cc1)
cc0 = 5

harmon mute staccato




Layer 2, KS d1 (v)
cc0 = 18

voice breathing




Layer 1, KS d#1 (cc1)
cc0 = 6

various effects 1




Layer 1, KS e1 (v)
cc0 = 7

various effects 2




Layer 2, KS e1 (v)
cc0 = 20

gliss. up / down octave (chrom.)




Layer 1, KS f1 (cc1)
cc0 = 8
low vel. = up
high vel. = down
also as release switch:
cc#60 & cc#61

gliss. up / down 2 octaves (chrom.)




Layer 1, KS f#1 (cc1)
cc0 = 9

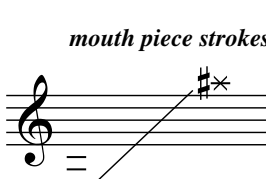
gliss. up / down free (chrom.)



gliss. free (chrom.)

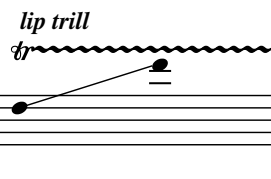


mouth piece strokes




Layer 1, KS g1 (v)
cc0 = 10

lip trill




Layer 1, KS g#1 (cc1)
cc0 = 11

pedal tones



Layer 1, KS a1 (cc1)
cc0 = 12

soft tone




Layer 2, KS a1 (cc1)
cc0 = 25

Xsample Library - Brass

Trombone - articulations & playing styles

trombone

standard / senza vibrato *flutter tongue* *staccato*




Layer 1, KS a5 / cc0 = 0 (cc1)
Layer 1, KS a#5 / cc0 = 1 (v)

Layer 1, KS b5 (cc1)
cc0 = 2

Layer 2, KS a5 (v)
cc0 = 13

standard mute *standard mute staccato* *cup mute* *bucket mute*




Layer 1, KS c6 (cc1)
cc0 = 3

Layer 2, KS c6 (v)
cc0 = 16

Layer 1, KS c#6 (cc1)
cc0 = 4

Layer 1, KS d6 (cc1)
cc0 = 5

voice breathing 1 *voice breathing 2* *various effects*




Layer 1, KS d#6 (cc1)
cc0 = 6

Layer 2, KS d#6 (cc1)
cc0 = 19

Layer 1, KS e6 (v)
cc0 = 7

harmonics gliss. (up) *gliss. down (drop)*



Layer 1, KS f6 (cc1)
cc0 = 8
also as release switch:
cc#60 & cc#61

Layer 1, KS f#6 (cc1)
cc0 = 9

Xsample Library - Percussion Instruments - Timpani

Setups & Key Layout

low mid-low mid-high high piccolo

Setup 1

Setup 2 (full range)

Setup 3 (full range)

Setup 4 (full range)

Setup 5 (full range)

Setup 6 (full range)

Key Layout - Timpani - full range

(Setup 2 *) (Setup 3 *) mid-high high piccolo

15ma

* Please use Setup 2 (low = full range) or Setup 3 (mid-low = full range), if you want to play almost all 5 timpani in full range.

Xsample Library - Percussion 1 & 2

instruments, articulations & playing styles

	<i>bird</i>	<i>variation</i>	<i>toy pipe</i>	<i>variation</i>	<i>toy</i>	<i>variation</i>
bird + pipe.nki						

single hit (open) *single hit (closed)* *single hit (with mallets)*

bongos.nki




The musical notation for 'bongos.nki' is a single staff with three measures. The first measure contains a double bar line followed by a quarter note on the first line. The second measure contains a quarter note on the first line with a sharp sign. The third measure contains a quarter note on the first line with a sharp sign.

	<i>maracas (standard)</i>	<i>maracas (with sticks)</i>	<i>variation</i>	<i>cabaza</i>
cabaza + maracas.nki				

castanets.nki

1) 2)



The image shows a musical score for a castanets part. It consists of a single staff with a treble clef. The staff is divided into two measures. The first measure is labeled '1)' and contains a single eighth note. The second measure is labeled '2)' and contains a single eighth note. The notes are positioned on the first line of the staff, which corresponds to the G4 note.

chimes.nki

variation



	<i>woodblocks (hard mallets)</i>	<i>woodblocks (soft mallets)</i>	<i>claves</i>
claves + woodblocks.nki			

instruments, articulations & playing styles

conga.nki

single hit (open)
high vel: slap

single hit (closed)
high vel: slap

tone

bass

with mallets

wiped

cymbals muted.nki

different cymbals

cymbals.nki

ride 20'
different hit locations

KS a0: single hit
(damped cc1=127)
KS b0: roll

cri 18'
different hit locations

KS a0: single hit
(damped cc1=127)
KS b0: roll

crash 14'
KS a0: single hit
(damped cc1=127)
KS b0: roll

thin crash 16'
KS a0: single hit
(damped cc1=127)
KS b0: roll

thin crash 14'
KS a0: single hit
(damped cc1=127)
KS b0: roll

splash 12'
KS a0: single hit
(damped cc1=127)
KS b0: roll

splash 10'
KS a0: single hit
(damped cc1=127)
KS b0: roll

splash 8'
KS a0: single hit
(damped cc1=127)

bell 8'
KS a0: single hit
(damped cc1=127)
KS b0: roll


china 18'
KS a0: single hit
(damped cc1=127)
KS b0: roll
KS c1: china brush

KS a#0: bowed (different cymbals)

instruments, articulations & playing styles

- 1)
- 2)
- 3)
- 4)
- 5)
- 6)
- 7)
- 8)

friction drums.nki



Musical notation for friction drums.nki. The staff shows a sequence of notes: a whole note on C4, a half note on C#4, a whole note on D4, a half note on D#4, a whole note on E4, a half note on E#4, a whole note on F4, and a half note on F#4. The notes are marked with a '1' above them.


frog.nki



Musical notation for frog.nki. The staff shows a single whole note on C4, marked with a '1' above it.

- standard mallets
- different mallets

gran cassa.nki




Musical notation for gran cassa.nki. The staff shows a sequence of notes: a whole note on C4, a half note on C#4, a whole note on D4, a half note on D#4, a whole note on E4, and a half note on E#4. The notes are marked with a '1' above them.

handbell.nki




Musical notation for handbell.nki. The staff shows a single whole note on C4, marked with a '1' above it.

hi hat.nki



Musical notation for hi hat.nki. The staff shows a sequence of notes: a whole note on C4, a half note on C#4, a whole note on D4, a half note on D#4, a whole note on E4, a half note on E#4, a whole note on F4, and a half note on F#4. The notes are marked with a '1' above them. Below the staff, the text "KS c1: brush" is written.


horn.nki



Musical notation for horn.nki. The staff shows a single whole note on C4, marked with a '1' above it.


instruments, articulations & playing styles

jews harps.nki



KS a0: tone A
KS b0: tone B
KS c1: tone C
KS d1: tone D
KS f1: tone F var. 1 / modwheel=127 tone F var. 2
KS g1: tone G
KS g#1: tone G# high / modwheel=127 tone G# low


kalimba.nki




kazoo.nki




lotosflute.nki



metronom.nki



rainmaker.nki



instruments, articulations & playing styles

rattle + scraper.nki

rattle

scraper 1

hard mallets

soft mallets


scraper 2

hard mallets

soft mallets

scraper 3

scraper 4

Musical notation for rattle + scraper.nki. The notation is on a five-line staff with a key signature of one sharp (F#). It consists of seven measures. The first measure contains a rattle symbol (a vertical bar with a horizontal line) and a quarter note on the second line (D4). The second measure contains a scraper 1 symbol (a horizontal line with a vertical line) and a quarter note on the second line (D4). The third measure contains a hard mallets symbol (a horizontal line with a vertical line) and a quarter note on the second line (D4). The fourth measure contains a soft mallets symbol (a horizontal line with a vertical line) and a quarter note on the second line (D4). The fifth measure contains a scraper 2 symbol (a horizontal line with a vertical line) and a quarter note on the second line (D4). The sixth measure contains a hard mallets symbol (a horizontal line with a vertical line) and a quarter note on the second line (D4). The seventh measure contains a soft mallets symbol (a horizontal line with a vertical line) and a quarter note on the second line (D4).

sidedrum.nki

KS a0: with snare sticks

open hit

closed hit


rim shot open hit

rim shot closed hit

Musical notation for sidedrum.nki. The notation is on a five-line staff with a key signature of one sharp (F#). It consists of three measures. The first measure contains a KS a0: with snare sticks symbol (a horizontal line with a vertical line) and a quarter note on the second line (D4). The second measure contains an open hit symbol (a horizontal line with a vertical line) and a quarter note on the second line (D4). The third measure contains a closed hit symbol (a horizontal line with a vertical line) and a quarter note on the second line (D4).

KS b0: roll

hit

Musical notation for KS b0: roll and hit. The notation is on a five-line staff with a key signature of one sharp (F#). It consists of two measures. The first measure contains a KS b0: roll symbol (a horizontal line with a vertical line) and a quarter note on the second line (D4). The second measure contains a hit symbol (a horizontal line with a vertical line) and a quarter note on the second line (D4).

KS c1: with steel brushes


air sound

open hit

closed hit

wiped slow

wiped fast


Musical notation for KS c1: with steel brushes. The notation is on a five-line staff with a key signature of one sharp (F#). It consists of three measures. The first measure contains a KS c1: with steel brushes symbol (a horizontal line with a vertical line) and a quarter note on the second line (D4). The second measure contains an air sound symbol (a horizontal line with a vertical line) and a quarter note on the second line (D4). The third measure contains an open hit symbol (a horizontal line with a vertical line) and a quarter note on the second line (D4).

KS c#1: without snare

open hit

rim shot

closed hit


Musical notation for KS c#1: without snare. The notation is on a five-line staff with a key signature of one sharp (F#). It consists of two measures. The first measure contains a KS c#1: without snare symbol (a horizontal line with a vertical line) and a quarter note on the second line (D4). The second measure contains an open hit symbol (a horizontal line with a vertical line) and a quarter note on the second line (D4).

KS d1: rim click with snare

open hit

closed hit

KS d#1: rim click without snare

Musical notation for KS d1: rim click with snare and KS d#1: rim click without snare. The notation is on a five-line staff with a key signature of one sharp (F#). It consists of two measures. The first measure contains a KS d1: rim click with snare symbol (a horizontal line with a vertical line) and a quarter note on the second line (D4). The second measure contains a KS d#1: rim click without snare symbol (a horizontal line with a vertical line) and a quarter note on the second line (D4).

instruments, articulations & playing styles

instruments, articulations & playing styles


tom-toms.nki

KS a0: standard

closed hit

open hit

round robin



The musical notation for tom-toms.nki consists of three measures. The first measure, labeled 'KS a0: standard closed hit', shows a sequence of four notes on a five-line staff, each on a higher line (C4, D4, E4, F4). The second measure, labeled 'open hit', shows a sequence of four notes on a five-line staff, each on a higher line (C4, D4, E4, F4) with a sharp sign (#) before each note. The third measure, labeled 'round robin', shows a sequence of four notes on a five-line staff, each on a higher line (C4, D4, E4, F4) with a sharp sign (#) before each note.

KS c1: with steel brushes



The musical notation for KS c1: with steel brushes shows a sequence of four notes on a five-line staff, each on a higher line (C4, D4, E4, F4).

KS e1: with soft mallets

closed hit

open hit

round robin



The musical notation for KS e1: with soft mallets consists of three measures. The first measure, labeled 'closed hit', shows a sequence of four notes on a five-line staff, each on a higher line (C4, D4, E4, F4). The second measure, labeled 'open hit', shows a sequence of four notes on a five-line staff, each on a higher line (C4, D4, E4, F4) with a sharp sign (#) before each note. The third measure, labeled 'round robin', shows a sequence of four notes on a five-line staff, each on a higher line (C4, D4, E4, F4) with a sharp sign (#) before each note.


train pipe + trill pipe.nki

train pipe
long

train pipe
mid

train pipe
short

trill pipe



The musical notation for train pipe + trill pipe.nki consists of four measures. The first measure, labeled 'train pipe long', shows a sequence of four notes on a five-line staff, each on a higher line (C4, D4, E4, F4). The second measure, labeled 'train pipe mid', shows a sequence of four notes on a five-line staff, each on a higher line (C4, D4, E4, F4) with a sharp sign (#) before each note. The third measure, labeled 'train pipe short', shows a sequence of four notes on a five-line staff, each on a higher line (C4, D4, E4, F4) with a sharp sign (#) before each note. The fourth measure, labeled 'trill pipe', shows a sequence of four notes on a five-line staff, each on a higher line (C4, D4, E4, F4).

triangle.nki

long

variation

roll

damped

KS a0: long
damped with modwheel=127

KS b0: roll



The musical notation for triangle.nki consists of six measures. The first measure, labeled 'long', shows a sequence of four notes on a five-line staff, each on a higher line (C4, D4, E4, F4). The second measure, labeled 'variation', shows a sequence of four notes on a five-line staff, each on a higher line (C4, D4, E4, F4) with a sharp sign (#) before each note. The third measure, labeled 'roll', shows a sequence of four notes on a five-line staff, each on a higher line (C4, D4, E4, F4). The fourth measure, labeled 'damped', shows a sequence of four notes on a five-line staff, each on a higher line (C4, D4, E4, F4). The fifth measure, labeled 'KS a0: long damped with modwheel=127', shows a sequence of four notes on a five-line staff, each on a higher line (C4, D4, E4, F4). The sixth measure, labeled 'KS b0: roll', shows a sequence of four notes on a five-line staff, each on a higher line (C4, D4, E4, F4).

watergongs.nki

1)

2)

3)

4)


5)



The musical notation for watergongs.nki consists of five measures. The first measure, labeled '1)', shows a sequence of four notes on a five-line staff, each on a higher line (C4, D4, E4, F4). The second measure, labeled '2)', shows a sequence of four notes on a five-line staff, each on a higher line (C4, D4, E4, F4) with a sharp sign (#) before each note. The third measure, labeled '3)', shows a sequence of four notes on a five-line staff, each on a higher line (C4, D4, E4, F4). The fourth measure, labeled '4)', shows a sequence of four notes on a five-line staff, each on a higher line (C4, D4, E4, F4) with a sharp sign (#) before each note. The fifth measure, labeled '5)', shows a sequence of four notes on a five-line staff, each on a higher line (C4, D4, E4, F4).

variation

windchimes.nki



How to use the (chromatic) variations in Finale:


You want to see this in your score:

But you want to hear this:



Press 9 (enharmonic) in
speedy note entry on notes 2 and 3

Press * (hide) in
speedy note entry on notes 2 and 3



Xsample Library - Percussion 3

big drum - piatti & thunder sheet, articulations & playing styles

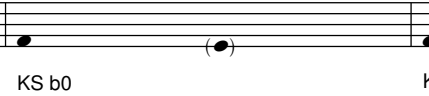
big drum

standard mallets




KS a0

roll / tremolo
dynamic & color with modwheel



KS b0

hit (to end roll)




KS c#1

steel brushes




KS c1

hand (a mano)




KS d1

rods




KS e1

rods (hit)

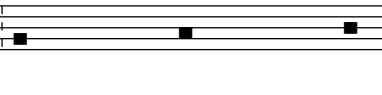


body strokes



KS d#1

wiped




rub tones (chromatic)



KS a#0

standard mallets




KS all (always)

hard mallets



steel brushes




rods



hand (a mano)

rods (hit)




8^{va}


body strokes



rub tones (chromatic)



wiped



15^{ma}


piatti

standard 18'



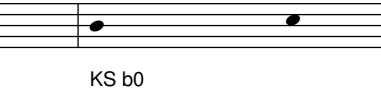
KS a0

standard 20'



KS a#0

wiped 18'




KS b0

roll (tremolo) 18'




roll (tremolo) 20'

standard 18'




KS all (always)

damped 18'




roll (tremolo) 18'



wiped 18'

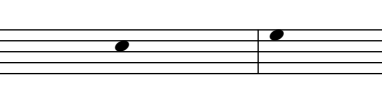


standard 20'




8^{va}


damped 20'



roll (tremolo) 20'











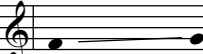

wiped 20'



damped sound with modwheel (= 127)

big drum - piatti & thunder sheet, articulations & playing styles

	<i>standard</i>	<i>hard mallets</i>	<i>hand (a mano)</i>	<i>finger</i>	<i>roll / tremolo</i>
thunder sheet					
	KS a0	KS c#1	KS d1	KS d#1	KS b0

<i>standard</i>	<i>hard mallets</i>	<i>hand (a mano)</i>	<i>roll / tremolo</i>	<i>finger</i>
				
KS all (always)				

Xsample Library - Mallets

Marimbaphone - Xylophone - Vibraphone - Glockenspiel - Crotales - articulations & playing styles

marimbaphone

standard *8va* *bowed* *8va* *wiped* *8va*

KS: a0,
damped with modwheel = 127

KS: a#0

KS: d#1

finger ()* *8va* *sticks* *8va*

KS: e1,
damped with modwheel = 127

(* low vel: finger,
mid vel: finger nail,
high vel: finger ankle)

KS: f1

xylophone

standard *8va* *plastic mallets* *8va*

KS: a0,
damped with modwheel = 127

KS: b0,
damped with modwheel = 127

vibraphone

standard *bowed* *xylo mallets* *triangle mallets* *harmonics*
(* sound: one octave higher)

KS: a0,
damped with modwheel = 127

KS: a#0

KS: c1,
damped with modwheel = 127

KS: c#1,
damped with modwheel = 127

KS: d1

glockenspiel

standard
(* sound: one octave higher)

crotales

standard *bowed* *plastic mallets*

KS: a0

KS: a#0

KS: b0

Xsample Library - Mallets - Chromatic & Diatonic Steel Drum

Chromatic Steel Drum - articulations & playing styles

standard mallets
soft mallets
hard mallets

chromatic

KS a0 (v)
KS b0 (v)
KS c1 (v)
release control with modwheel

Detailed description: This block shows musical notation for chromatic articulations. It features a treble clef staff with a key signature of one flat. The notation includes a series of notes with stems, and a separate note with a triplet of beams. The notes are labeled with KS a0 (v), KS b0 (v), and KS c1 (v). A release control with modwheel is indicated.

Chromatic Steel Drum - effects

with different small balls *with small cork parts* *with small rubber balls* *with fast finger actions*

KS a0 (v)
KS b0 (v)
KS c1 (v)
release control with modwheel

Detailed description: This block shows musical notation for chromatic effects. It features a bass clef staff with a key signature of one flat. The notation includes a series of notes with stems, and a separate note with a triplet of beams. The notes are labeled with KS a0 (v), KS b0 (v), and KS c1 (v). A release control with modwheel is indicated.

hand hit *wiped* *take small balls* *with paper*

KS a0 (v)
KS b0 (v)
KS c1 (v)
release control with modwheel

Detailed description: This block shows musical notation for chromatic effects. It features a treble clef staff with a key signature of one flat. The notation includes a series of notes with stems, and a separate note with a triplet of beams. The notes are labeled with KS a0 (v), KS b0 (v), and KS c1 (v). A release control with modwheel is indicated.

Diatonic Steel Drum - articulations & playing styles

KS a0: standard mallets (damped cc1=127)
KS b0: sticks (damped cc1=127)

diatonic

KS a#0: various fx / metal gliss.

Detailed description: This block shows musical notation for diatonic articulations. It features a treble clef staff with a key signature of one flat. The notation includes a series of notes with stems, and a separate note with a triplet of beams. The notes are labeled with KS a0 (v), KS b0 (v), and KS c1 (v). A release control with modwheel is indicated.

Xsample Library - Stringed Instruments - 8 String Guitar

articulations & playing styles

position 1 (open strings) - 6 *effects (various)* *15^{ma}*

8 string guitar

- cc02 switch between slides 1 / slides 2 / dead notes / strokes

KS a0 - d1 (v)
- modwheel 0 - 127 = xfade from finger to plectron
- the 6 positions can be switched by cc04 with a slide noise

slides 1 *slides 2*

KS e1 (v) KS f1 (v)

Xsample 8 String Guitar - effects

strokes *"dead chords" (1)* *"stopped"* *strokes* *"dead chords" (1)*

KS d#1 (v)

bridge arpeggio *string noises* *tuning peg arpeggio* *tuning peg pizz (1 - 6)* *bridge strokes*

KS f#1 (v)

bridge strokes (muted) *hand on body (strokes)* *middle (strokes)* *middle (strokes muted)*

neck (strokes) *sound-hole (strokes)* *sound-hole (strokes muted)* *rib (strokes)* *rib (strokes muted)*

Xsample Library - Stringed Instruments - Concert Harp

articulations & playing styles

concert harp

standard

Layer 1, KS a0 (v)
release control with modwheel

damped

Layer 1, KS a#0 (v)

harmonics

(* [harmonics] sound: one octave higher)

Layer 1, KS b0 (v)
release control with modwheel
(switch to multi harmonics with cc#4)

strokes with tone

Layer 1, KS c1 (v)

pedal fx

slides on strings
(sound: e1 - g#1)

slides on strings (variation)
(sound: e1 - f2)

shouts


body strokes

Xsample Library - Stringed Instruments - Cymbalon

articulations & playing styles


cymbalon

standard




KS a0 (v)

tremolo



KS a#0 (cc1)


harmonics



KS b0 (v)


cc2 = release control

pizzicato




KS c1 (v)

double pizz.




KS c#1 (v)

wood



KS d1 (v)


sordino



KS d#1 (v)


Xsample Cymbalon- effects

various glissandi (1)




KS e0 (v)


various strokes



wiped




various glissandi (2)




cc2 = release control


various glissandi (1)



various strokes



wiped



Xsample Library - Keyed Instruments - Accordion

articulations & playing styles

accordion

8' a cassotto $\delta^{va} - \text{~}$
KS L1 a0 (cc#1)
KS L2 a0 (cc#1) vibrato

8' a cassotto staccato below $\delta^{va} - \text{~}$
with sustain pedal (v)
cc#64 (low velocities)

8' a cassotto staccato key $\delta^{va} - \text{~}$
with sustain pedal (v)
cc#64 (high velocities)

8' a cassotto bellows shake $\delta^{va} - \text{~}$
KS L1 c2 (cc#1)

8' in cassotto $\delta^{va} - \text{~}$
KS L1 d#1 (cc#1)
KS L2 a#0 (cc#1) vibrato

8' in cassotto staccato key $\delta^{va} - \text{~}$
with sustain pedal (v)
cc#64

4' sound 1 octave higher $\delta^{va} - \text{~}$
KS L1 f1 (cc#1)

4' staccato below $\delta^{va} - \text{~}$
with sustain pedal (v)
cc#64 (low velocities)

4' staccato key $\delta^{va} - \text{~}$
with sustain pedal (v)
cc#64 (high velocities)

16' sound 1 octave lower $\delta^{va} - \text{~}$
KS L1 g1 (cc#1)
KS L2 b0 (cc#1) vibrato

16' staccato key $\delta^{va} - \text{~}$
with sustain pedal (v)
cc#64

8' left manual $\delta^{va} - \text{~}$
KS L1 c#2 (cc#1)

16' left manual sound 1 octave lower $\delta^{va} - \text{~}$
KS L1 d#2 (cc#1)
KS L2 c1 (cc#1) vibrato (-d5)

Xsample Accordion - effects

draw-stop-noises
KS L2 a0 (v)

bellows-strokes
KS L2 a#0 (v)

bellows noises (air)
KS L2 b0 (v)


glissandi on key manual with finger nails
KS L2 c1 (v)

Xsample Library - Keyed Instruments

Celesta - Spinet 1 & 2 - Clavichord - Clavicymbel - Toy Piano - articulations & playing styles

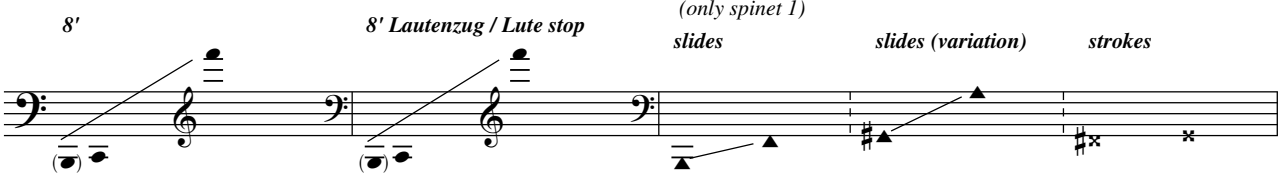
(* sound: one octave higher)
standard

celesta



8'
8' Lautenzug / Lute stop
(only spinet 1)
slides
slides (variation)
strokes


spinet 1 & 2



Layer 1, KS a0 Layer 1, KS a#0 Layer 1, KS b0


standard
8va-1

clavichord



8'
8' Lautenzug / Lute stop
prepared (damped)


clavicymbel



Layer 1, KS a0 Layer 1, KS a#0 Layer 1, KS b0


standard
with hand
plucked

toypiano



Layer 1, KS a0 Layer 1, KS a#0 Layer 1, KS b0

glissando (up)
glissando (down)
strokes



Layer 1, KS c1

Xsample Library - Keyed Instruments - Prepared Piano

articulations & playing styles

KS c7

strokes glissandi (leather) glissandi (glass) glissandi (vase) wiped 8^{va} pedal fade

The musical notation for KS c7 is written on a single staff with a bass clef. It consists of six measures. The first measure shows a stroke with a downward arrow and a note labeled $8^{vb} - 1$. The second measure shows a glissandi (leather) with a diagonal line and a note. The third measure shows a glissandi (glass) with a diagonal line and a note. The fourth measure shows a glissandi (vase) with a diagonal line and a note. The fifth measure shows a wiped 8^{va} with a dashed line and a note. The sixth measure shows a pedal fade with a dashed line and a note.

KS c#7

prepared with paper screws (set 1) glissandi (leather) 8^{va} pedal fade

The musical notation for KS c#7 is written on a single staff with a bass clef. It consists of four measures. The first measure shows a stroke with a downward arrow and a note labeled $8^{vb} - 1$. The second measure shows a prepared with paper with a diagonal line and a note. The third measure shows a screws (set 1) with a diagonal line and a note. The fourth measure shows a glissandi (leather) 8^{va} with a dashed line and a note, followed by a pedal fade with a dashed line and a note.

KS d7

prepared with gum glissandi (glass) trill with gliss on strings plectron effects 8^{va} pedal fade

pedal down: sustain pedal cc#64 = 127
staccato: modwheel cc#1 = 127

The musical notation for KS d7 is written on a single staff with a bass clef. It consists of five measures. The first measure shows a stroke with a downward arrow and a note labeled $8^{vb} - 1$. The second measure shows a prepared with gum with a diagonal line and a note. The third measure shows a glissandi (glass) with a diagonal line and a note. The fourth measure shows a trill with gliss on strings with a diagonal line and a note. The fifth measure shows a plectron effects 8^{va} with a dashed line and a note, followed by a pedal fade with a dashed line and a note. Below the staff, the text reads: "pedal down: sustain pedal cc#64 = 127" and "staccato: modwheel cc#1 = 127".

KS d#7

with plectron random glissandi (vase) 8^{va} pedal fade

fade to vertical glissandi on strings
(modwheel cc#1 = 0-127)

The musical notation for KS d#7 is written on a single staff with a bass clef. It consists of four measures. The first measure shows a stroke with a downward arrow and a note labeled $8^{vb} - 1$. The second measure shows a with plectron with a diagonal line and a note. The third measure shows a random with a diagonal line and a note. The fourth measure shows a glissandi (vase) 8^{va} with a dashed line and a note, followed by a pedal fade with a dashed line and a note. Below the staff, the text reads: "fade to vertical glissandi on strings (modwheel cc#1 = 0-127)".

KS e7

take off screws screws gliss screws (set 2) screws (set 1) 8^{va} pedal fade

pedal down: sustain pedal cc#64 = 127


The musical notation for KS e7 is written on a single staff with a bass clef. It consists of five measures. The first measure shows a stroke with a downward arrow and a note labeled $8^{vb} - 1$. The second measure shows a take off screws with a diagonal line and a note. The third measure shows a screws gliss with a diagonal line and a note. The fourth measure shows a screws (set 2) with a diagonal line and a note. The fifth measure shows a screws (set 1) 8^{va} with a dashed line and a note, followed by a pedal fade with a dashed line and a note. Below the staff, the text reads: "pedal down: sustain pedal cc#64 = 127".

Xsample Library - Solo Strings

chromatic articulations & playing styles

natural vibrato

"score" instrument: cc0: 00
"play" instrument: Layer 1, KS a0, a#0




violin 8va-----, viola 8va-----, violoncello, doublebass

(* sound: one octave lower)

senza vibrato

"score" instrument: cc0: 01
"play" instrument: Layer 2, KS a0, a#0




8va-----, 8va-----, ,

(* * for Finale users:
please turn off
transposition for doublebass)

con sordino vibrato


"score" instrument: cc0: 02
"play" instrument: Layer 1, KS b0, c1



8va-----, , , ,

con sordino senza vibrato


"score" instrument: cc0: 03
"play" instrument: Layer 2, KS b0, c1



8va-----, , , ,

spiccato


"score" instrument: cc0: 06
"play" instrument: Layer 1, KS e1, modwheel = 0



8va-----, , , ,

marcato


"score" instrument: cc0: 07
"play" instrument: Layer 1, KS e1, modwheel = 127



8va-----, , , ,

pizzicato


"score" instrument: cc0: 08
"play" instrument: Layer 1, KS f1, modwheel = 0



8va-----, , , ,

bartok pizzicato

"score" instrument: cc0: 09
"play" instrument: Layer 1, KS f1, modwheel = 127



, , , ,

chromatic articulations & playing styles

tremolo

"score" instrument: cc0: 04
"play" instrument: Layer 1, KS c#1

violin 8va-----
viola
violoncello
doublebass

(* sound: one octave lower)

tremolo sul ponticello

"score" instrument: cc0: 14
"play" instrument: Layer 2, KS c#1

violin 8va-----
viola
violoncello
doublebass

sul ponticello

"score" instrument: cc0: 12 (short), 13 (long)
"play" instrument: Layer 1, KS g#1 (short) / Layer 2, KS g#1 (long)

violin
viola
violoncello
doublebass

(* also sul pont. short) (* also sul pont. short)

col legno battuto

"score" instrument: cc0: 10
"play" instrument: Layer 1, KS f#1

violin 8va-----
viola
violoncello
doublebass

finger (left hand, percussive)

"score" instrument: cc0: 11
"play" instrument: Layer 1, KS g1

violin
viola
violoncello
doublebass

armonici (harmonics)

"score" instrument: cc0: 05
"play" instrument: Layer 1, KS d1

violin 8va-----
viola 8va-----
violoncello 8va-----
doublebass 8va-----

glissandi

violin ("score"-instrument) cc0: 16 / 18 / 20

<p><i>harmonics gliss. sul G</i></p> <p>cc0: 16 var. g3-g#3 cc0: 18 trem. var. e3-a3 cc0: 20 art. harm. var. g3-g#3</p>	<p><i>harmonics gliss. sul D</i></p> <p>cc0: 16 var. c#4-d#4 cc0: 18 trem. var. c4-f#4 cc0: 20 art. harm. var. c#4-d#4</p>	<p><i>harmonics gliss. sul A</i></p> <p>cc0: 16 var. g#4-a#4 cc0: 18 trem. var. g4-b4 cc0: 20 art. harm. var. g#4-a#4</p>	<p><i>harmonics gliss. sul E</i></p> <p>cc0: 16 var. d5-f5 cc0: 18 trem. var. d5-f#5 cc0: 20 art. harm. d#5-f5</p>
---	--	---	--

violin ("play"-instrument) layer 1 / d#1

<p><i>harmonics gliss. (xfade to gliss. trem. with modwheel)</i></p> <p>g3 var. e3-a3</p>	<p><i>art. harmonics gliss. (open strings)</i></p> <p>15^{ma}</p> <p>d4 var. c4-f4</p> <p>a4 var. f#4-b4</p> <p>e5 var. d5-f#5</p> <p>g5 var. g5-g#5</p> <p>d6 var. c#6-d#6</p> <p>a6 var. g#6-a#6</p> <p>e7 var. d#7-f7</p>
---	--

viola ("score"-instrument) cc0: 16 / 18 / 20

<p><i>harmonics gliss. sul C</i></p> <p>cc0: 20 art. harm. c3 (slow) cc0: 20 art. harm. c#3 (fast)</p>	<p><i>harmonics gliss. sul G</i></p> <p>cc0: 16 var. g#3 cc0: 20 art. harm. g3 (slow) cc0: 20 art. harm. g#3 (fast)</p>	<p><i>harmonics gliss. sul D</i></p> <p>cc0: 20 art. harm. d4 (slow) cc0: 20 art. harm. d#4 (fast)</p>	<p><i>harmonics gliss. sul A</i></p> <p>cc0: 20 art. harm. a4 (slow) cc0: 20 art. harm. a#4 (fast)</p>
--	---	--	--

viola ("play"-instrument) layer 1, d#1

<p><i>harmonics gliss. (xfade to gliss. trem. with modwheel)</i></p> <p>g3 var. g#3</p> <p>(black note: open string white note: "what to play")</p>	<p><i>art. harmonics gliss. (open strings)</i></p> <p>c4 slow c5 fast</p> <p>g4 slow g5 fast</p> <p>d4 slow d5 fast</p> <p>a4 slow a5 fast</p>
---	--

violoncello ("score"-instrument) cc0: 16 / 17 / 18 / 21 / 22

<p><i>harmonics gliss. sul C</i></p> <p>cc0: 16 var. c2-c#2 cc0: 17 c.s. var. b1-e2 cc0: 21 c2 up c3 down cc0: 22 c2 up c3 down</p>	<p><i>harmonics gliss. sul G</i></p> <p>cc0: 16 var. f2-g#2 cc0: 17 c.s. var. f2-a#2 cc0: 21 g2 up g3 down cc0: 22 g2 up g3 down</p>	<p><i>harmonics gliss. sul D</i></p> <p>cc0: 16 var. b2-f3 cc0: 17 c.s. var. c#3-d#3 cc0: 21 d3 up d4 down cc0: 22 d3 up d4 down</p>	<p><i>harmonics gliss. sul A</i></p> <p>cc0: 16 var. g#3-a#3 cc0: 17 c.s. var. g#3-a#3 cc0: 21 a3 up a4 down cc0: 22 a3 up a4 down</p>
---	--	--	--

violoncello ("play"-instrument) layer 1, d#1

<p><i>harmonics gliss. (xfade to gliss. trem. with modwheel)</i></p> <p>var. b1-c2</p> <p>var. f2-g#2</p> <p>var. b2-f3</p> <p>var. g#3-a#3</p>	<p><i>art. harmonics gliss. c.s.</i></p> <p>8^{va}</p> <p>c4 var. c4-f4</p> <p>g4 var. f#4-b4</p> <p>d5 var. d5-e5</p> <p>a5 var. a5-b5</p>
---	---

(black note: open string
white note: "what to play")

glissandi

violoncello ("play"-instrument) layer 1, d#1

glissandi *glissandi con sord.*

(black note: open string
white note: "what to play")

doublebass ("score"-instrument) cc0: 16 / 17 / 18 / 19

harmonics gliss. sul E *harmonics gliss. sul A* *harmonics gliss. sul D* *harmonics gliss. sul G*

doublebass ("play"-instrument) layer 1, d#1

harm. gliss. / harm. gliss. c.s.
(xfade to gliss. trem. with modwheel)

pizzicato and various plucks

violin ("play"-instrument) layer 1 / f1

modwheel: closed *modwheel: mid* *modwheel: full*

pizzicato *8va* *plucks on strings in peg box* *plucks on strings behind bridge* *bartok pizzicato*

viola ("play"-instrument) layer 1 / f1

modwheel: closed *modwheel: mid* *modwheel: full*

pizzicato *plucks on strings in peg box* *plucks on strings behind bridge* *bartok pizzicato*

violoncello ("play"-instrument) layer 1 / f1

modwheel: closed *modwheel: mid* *modwheel: full*

pizzicato *plucks on strings in peg box* *plucks on strings behind bridge* *bartok pizzicato*

pizzicato and various plucks

doublebass ("play"-instrument) layer 1 / f1

modwheel: closed


pizzicato

slaps

modwheel: mid 1

plucks on strings behind bridge

plucks on strings in peg box



modwheel: mid 2

pizz. gliss. open strings (up)
white notes: slides

pizz. gliss. open strings (down)
white notes: slides

modwheel: full

bartok pizzicato




finger, body strokes and dead notes

violin ("play"-instrument) layer 1 / g1

finger (left hand, percussive)

body strokes
(black keys)

dead notes
(white keys)

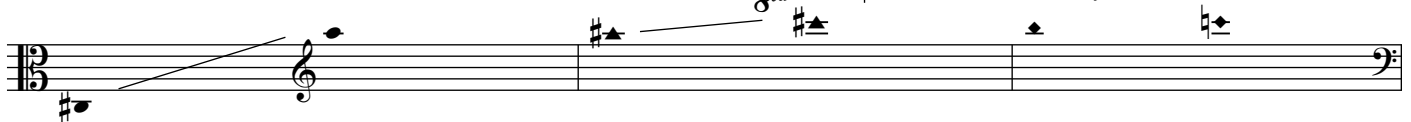


viola ("play"-instrument) layer 1 / g1

finger (left hand, percussive)

body strokes
(black keys)

scroll kiss
(white keys)



violoncello ("play"-instrument) layer 1 / g1

finger (left hand, percussive)

body strokes
(black keys)


bridge pluck
(white keys)

tailpiece pluck
(white keys)

spike pluck
(white keys)

bow scratch
(white keys)

bow effects
(white keys)




doublebass ("play"-instrument) layer 1 / g1

finger (left hand, percussive)

body strokes
(black keys)

dead notes
(white keys)



effects

violin ("play"-instrument) layer 2 / a1

body strokes (black keys) dead notes (black keys) *8va* bridge bowed (white keys) tailpiece bowed (white keys) rosin noises (white keys) *8va* slides (white keys) *8va*

viola ("play"-instrument) layer 2 / a1

bowed between stringholder and bridge (open strings) (variation) scratch string (open strings) body strokes (black keys) bow scratch (black keys) tailpiece bowed (black keys) scroll kiss (black keys)

violoncello ("play"-instrument) layer 2 / a1

bow scratch (white keys) bow scratch (var.) (white keys) spike bowed (white keys) slides (white keys) rosin noises (white keys) *8va*

tailpiece bowed (chromatic) body strokes (black keys) spike pluck (black keys) tailpiece pluck (black keys) bridge pluck (black keys) *8va*

doublebass ("play"-instrument) layer 2 / a1

short gliss. (up) open strings short gliss. (down) open strings rosin noises (white keys)


body strokes (white keys) dead notes (white keys) *8va* bow scratch bow percussion (black keys) bow effects (black keys)

effects

"score"-instrument cc0: 35

body strokes
(white keys)


violin viola violoncello doublebass



"score"-instrument cc0: 36

dead notes
(white keys)


violin doublebass



"score"-instrument cc0: 37

plucks on strings in peg box

violin viola violoncello doublebass



"score"-instrument cc0: 38

plucks on strings behind bridge

violin viola violoncello doublebass




"score"-instrument cc0: 39

bowed between stringholder and bridge
(open strings)

viola


(variation)



"score"-instrument cc0: 40

rosin noises
(white keys)

violin violoncello doublebass



effects

"score"-instrument cc0: 41

scratch string (open strings)
viola



"score"-instrument cc0: 42


scroll kiss
viola



"score"-instrument cc0: 43

bow scratch
viola

violoncello




"score"-instrument cc0: 44

bridge bowed
(white keys)

violin

viola



"score"-instrument cc0: 45

tailpiece bowed
(white keys)

violin

violoncello



"score"-instrument cc0: 46

bow percussion
(white keys)

doublebass

"score"-instrument cc0: 23

short gliss. (up)
open strings

short gliss. (down)
open strings

"score"-instrument cc0: 34

pizz. gliss. open strings (up)
white notes: slides

pizz. gliss. open strings (down)
white notes: slides



"score"-instrument cc0: 47

spike bowed
(white keys)


violoncello

"score"-instrument cc0: 48 (various plucks)

spike pluck
(white keys)

tailpiece pluck
(white keys)


bridge pluck




natural harmonics

doublebass ("play"-instrument) layer 2 / d1 / cc2=0


sul B




sul E




sul A



sul D



sul G



natural harmonics

doublebass ("play"-instrument) layer 2 / d1 / cc2=127

sul A

sul D

The 'Fifths' exercise is written on a grand staff. The upper staff uses a bass clef and contains a sequence of notes: C4, D4, E4, F4, G4, A4, B4, C5, D5, E5, F5, G5, A5, B5, C6, D6, E6, F6, G6, A6, B6, C7, D7, E7, F7, G7, A7, B7, C8, D8, E8, F8, G8, A8, B8, C9, D9, E9, F9, G9, A9, B9, C10, D10, E10, F10, G10, A10, B10, C11, D11, E11, F11, G11, A11, B11, C12, D12, E12, F12, G12, A12, B12, C13, D13, E13, F13, G13, A13, B13, C14, D14, E14, F14, G14, A14, B14, C15, D15, E15, F15, G15, A15, B15, C16, D16, E16, F16, G16, A16, B16, C17, D17, E17, F17, G17, A17, B17, C18, D18, E18, F18, G18, A18, B18, C19, D19, E19, F19, G19, A19, B19, C20, D20, E20, F20, G20, A20, B20, C21, D21, E21, F21, G21, A21, B21, C22, D22, E22, F22, G22, A22, B22, C23, D23, E23, F23, G23, A23, B23, C24, D24, E24, F24, G24, A24, B24, C25, D25, E25, F25, G25, A25, B25, C26, D26, E26, F26, G26, A26, B26, C27, D27, E27, F27, G27, A27, B27, C28, D28, E28, F28, G28, A28, B28, C29, D29, E29, F29, G29, A29, B29, C30, D30, E30, F30, G30, A30, B30, C31, D31, E31, F31, G31, A31, B31, C32, D32, E32, F32, G32, A32, B32, C33, D33, E33, F33, G33, A33, B33, C34, D34, E34, F34, G34, A34, B34, C35, D35, E35, F35, G35, A35, B35, C36, D36, E36, F36, G36, A36, B36, C37, D37, E37, F37, G37, A37, B37, C38, D38, E38, F38, G38, A38, B38, C39, D39, E39, F39, G39, A39, B39, C40, D40, E40, F40, G40, A40, B40, C41, D41, E41, F41, G41, A41, B41, C42, D42, E42, F42, G42, A42, B42, C43, D43, E43, F43, G43, A43, B43, C44, D44, E44, F44, G44, A44, B44, C45, D45, E45, F45, G45, A45, B45, C46, D46, E46, F46, G46, A46, B46, C47, D47, E47, F47, G47, A47, B47, C48, D48, E48, F48, G48, A48, B48, C49, D49, E49, F49, G49, A49, B49, C50, D50, E50, F50, G50, A50, B50, C51, D51, E51, F51, G51, A51, B51, C52, D52, E52, F52, G52, A52, B52, C53, D53, E53, F53, G53, A53, B53, C54, D54, E54, F54, G54, A54, B54, C55, D55, E55, F55, G55, A55, B55, C56, D56, E56, F56, G56, A56, B56, C57, D57, E57, F57, G57, A57, B57, C58, D58, E58, F58, G58, A58, B58, C59, D59, E59, F59, G59, A59, B59, C60, D60, E60, F60, G60, A60, B60, C61, D61, E61, F61, G61, A61, B61, C62, D62, E62, F62, G62, A62, B62, C63, D63, E63, F63, G63, A63, B63, C64, D64, E64, F64, G64, A64, B64, C65, D65, E65, F65, G65, A65, B65, C66, D66, E66, F66, G66, A66, B66, C67, D67, E67, F67, G67, A67, B67, C68, D68, E68, F68, G68, A68, B68, C69, D69, E69, F69, G69, A69, B69, C70, D70, E70, F70, G70, A70, B70, C71, D71, E71, F71, G71, A71, B71, C72, D72, E72, F72, G72, A72, B72, C73, D73, E73, F73, G73, A73, B73, C74, D74, E74, F74, G74, A74, B74, C75, D75, E75, F75, G75, A75, B75, C76, D76, E76, F76, G76, A76, B76, C77, D77, E77, F77, G77, A77, B77, C78, D78, E78, F78, G78, A78, B78, C79, D79, E79, F79, G79, A79, B79, C80, D80, E80, F80, G80, A80, B80, C81, D81, E81, F81, G81, A81, B81, C82, D82, E82, F82, G82, A82, B82, C83, D83, E83, F83, G83, A83, B83, C84, D84, E84, F84, G84, A84, B84, C85, D85, E85, F85, G85, A85, B85, C86, D86, E86, F86, G86, A86, B86, C87, D87, E87, F87, G87, A87, B87, C88, D88, E88, F88, G88, A88, B88, C89, D89, E89, F89, G89, A89, B89, C90, D90, E90, F90, G90, A90, B90, C91, D91, E91, F91, G91, A91, B91, C92, D92, E92, F92, G92, A92, B92, C93, D93, E93, F93, G93, A93, B93, C94, D94, E94, F94, G94, A94, B94, C95, D95, E95, F95, G95, A95, B95, C96, D96, E96, F96, G96, A96, B96, C97, D97, E97, F97, G97, A97, B97, C98, D98, E98, F98, G98, A98, B98, C99, D99, E99, F99, G99, A99, B99, C100, D100, E100, F100, G100, A100, B100, C101, D101, E101, F101, G101, A101, B101, C102, D102, E102, F102, G102, A102, B102, C103, D103, E103, F103, G103, A103, B103, C104, D104, E104, F104, G104, A104, B104, C105, D105, E105, F105, G105, A105, B105, C106, D106, E106, F106, G106, A106, B106, C107, D107, E107, F107, G107, A107, B107, C108, D108, E108, F108, G108, A108, B108, C109, D109, E109, F109, G109, A109, B109, C110, D110, E110, F110, G110, A110, B110, C111, D111, E111, F111, G111, A111, B111, C112, D112, E112, F112, G112, A112, B112, C113, D113, E113, F113, G113, A113, B113, C114, D114, E114, F114, G114, A114, B114, C115, D115, E115, F115, G115, A115, B115, C116, D116, E116, F116, G116, A116, B116, C117, D117, E117, F117, G117, A117, B117, C118, D118, E118, F118, G118, A118, B118, C119, D119, E119, F119, G119, A119, B119, C120, D120, E120, F120, G120, A120, B120, C121, D121, E121, F121, G121, A121, B121, C122, D122, E122, F122, G122, A122, B122, C123, D123, E123, F123, G123, A123, B123, C124, D124, E124, F124, G124, A124, B124, C125, D125, E125, F125, G125, A125, B125, C126, D126, E126, F126, G126, A126, B126, C127, D127, E127, F127, G127, A127, B127, C128, D128, E128, F128, G128, A128, B128, C129, D129, E129, F129, G129, A129, B129, C130, D130, E130, F130, G130, A130, B130, C131, D131, E131, F131, G131, A131, B131, C132, D132, E132, F132, G132, A132, B132, C133, D133, E133, F133, G133, A133, B133, C134, D134, E134, F134, G134, A134, B134, C135, D135, E135, F135, G135, A135, B135, C136, D136, E136, F136, G136, A136, B136, C137, D137, E137, F137, G137, A137, B137, C138, D138, E138, F138, G138, A138, B138, C139, D139, E139, F139, G

 $_{sul} G$

doublebass ("play"-instrument) layer 3 / d1 pizz. harmonics

sul B


The bass line is written on a single five-line staff. It begins with a bass clef. The notes are: G2 (one ledger line below), G2 (one ledger line below), F2 (one ledger line below), E2 (two ledger lines below), D2 (two ledger lines below), C2 (two ledger lines below), B1 (three ledger lines below), and A1 (three ledger lines below). The notes are connected by a horizontal line, and there is an upward-pointing arrow above the staff between the fourth and fifth notes.

sul E


natural harmonics

(doublebass ("play"-instrument) layer 3 / d1 pizz. harmonics)


sul A



sul D



sul G



doublebass "score"-instrument cc0: 24

sul B



doublebass "score"-instrument cc0: 25

sul E




doublebass "score"-instrument cc0: 26

sul A



doublebass "score"-instrument cc0: 27

sul D




natural harmonics

doublebass "score"-instrument cc0: 28



doublebass "score"-instrument cc0: 29 pizz. harmonics




doublebass "score"-instrument cc0: 30 pizz. harmonics



doublebass "score"-instrument cc0: 31 pizz. harmonics



doublebass "score"-instrument cc0: 32 pizz. harmonics



doublebass "score"-instrument cc0: 33 pizz. harmonics

