

Xsample Notation Tool

Multiscript for Kontakt

Content

Import of the Multiscript 

Using the Multiscript in your notation software 

GUI functions 

Using the Keyswitch Macro Tool with the Notation Tool 

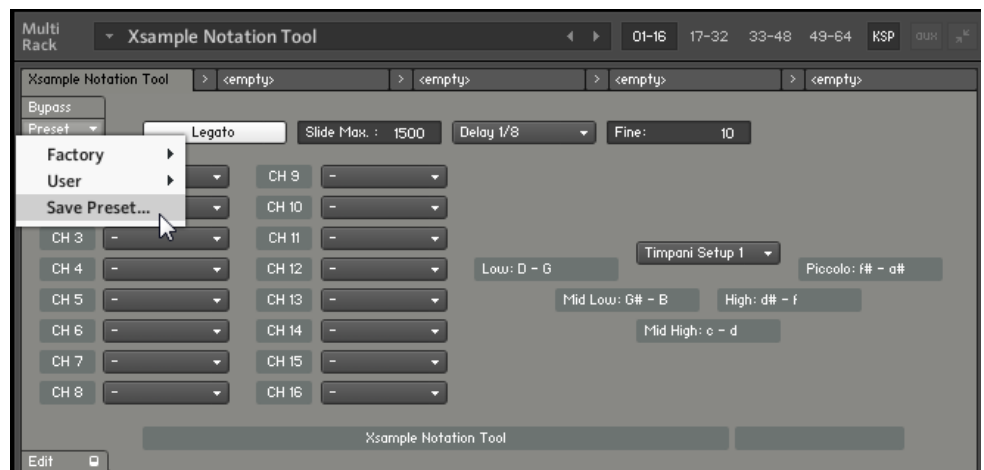
The Xsample Notation Tool Multiscript enables the extended scripting instruments to work with common notation software. Please make sure to use the latest version of Xsamples Sibelius Sound Set, Xsamples Finale Human Playback preferences or Xsamples Notion Rules.

Release: January 2018 – Xsample Professional Sound Libraries
Latest update: January 2021 (2.0.0.)

Import of the multiscript

Start the standalone version of Kontakt and load the multi „Xsample Notation Tool.nkm“. Then click on „Preset“ and „Save Preset...“.

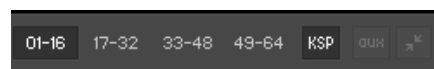
Name the preset with e.g. „Xsample Notation Tool“ and save it.



Using the multiscript in your notation software

Start your notation software and setup the instruments you want to use in your score as usually. Open Kontakt and load your instruments.

After that click on the little „KSP“ button.



Click on „presets“ and load the preset „Xsample Notation Tool“.

Now choose the instruments from the channel menus corresponding to the loaded instruments.

If you want to use also the fixed patch instruments, simply put the „-“ in the channel instrument menu.



GUI functions

Channel instrument menus



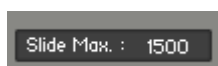
Select here the elastic patch instruments to work with notation software. Use „-“ for channels with fixed patch instruments.

Legato button



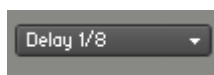
Enable this button for elastic patch legato functionality (recommended). If you want to manually switch on or off legato, please use: CC#68 = 10 for off and CC#68 = 100 for on in your score.

„Slide Max“ value edit



Sets the maximum time in ms for a slide.

„Slide Delay“ menu



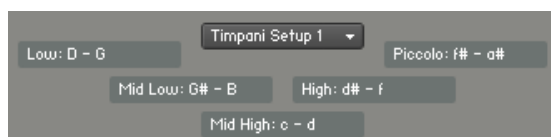
Let you choose a musical duration for the delay of the slide symbol in your score. (Remote with CC#23)

„Slide Fine“ value edit



Fine adjustment in ms for slide delay duration.

Timpani Setup menu



Select the setup for the ranges of the five timpani. (Remote with CC#2)

Using the Keyswitch Macro Tool with the Notation Tool

If you put the Xsample Keyswitch Macro Tool in the second script slot you can have an overview of the switched articulations for all instruments in a score in real time. Load the preset „Xsample Keyswitch Macro Tool“ and play your score.



The instruments will be automatically recognized from the Keyswitch Macro Tool. After that please press the save button and the concret playing style names will appear.